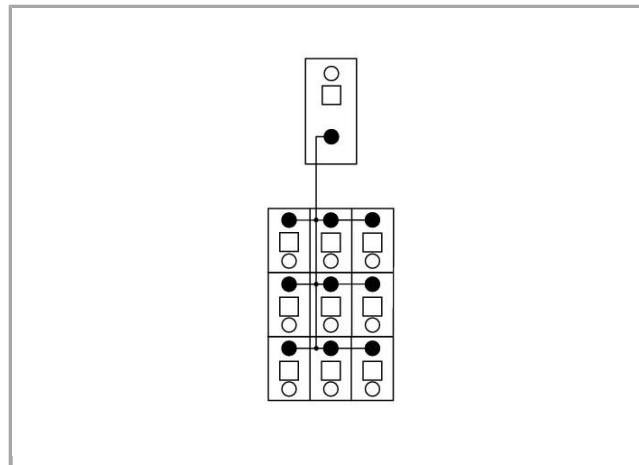



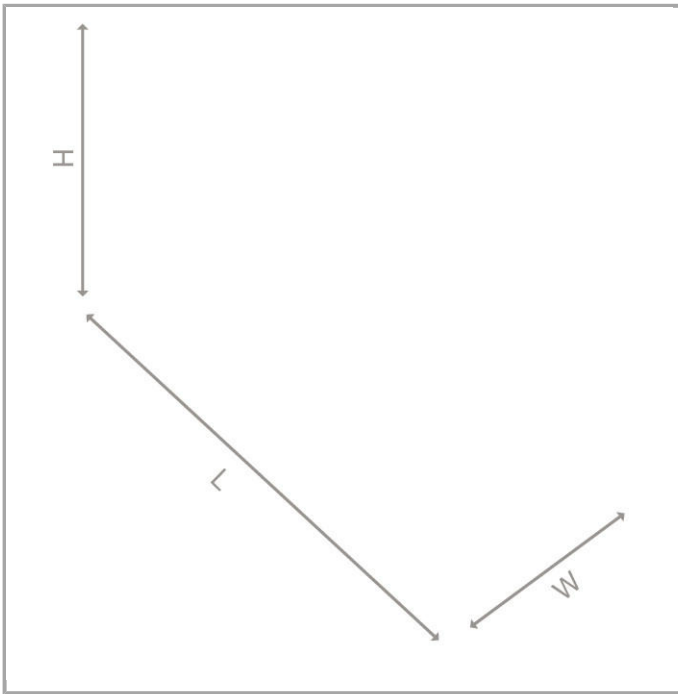
**Data sheet | Item number: 830-800/000-303**

Potential distribution module; 1 potential; with 1 input clamping point;  
Conductor cross-section up to 16 mm<sup>2</sup>; with 9 output clamping points;  
Conductor cross-section up to 2.5 mm<sup>2</sup>



830-800/000-303





## Data

### Electrical data

|                                       |               |
|---------------------------------------|---------------|
| Operating voltage                     | ≤ AC/DC 250 V |
| Current consumption at supply voltage | 0             |
| Max. current per connection           | 10 A          |
| Max. total current per potential      | 65 A          |

### Connection data

|                                |  |
|--------------------------------|--|
| Total number of potentials     | 1  |
| Connection type (1)            | Input  |
| Mating direction               | 45°  |
| Connection technology          | CAGE CLAMP®                                  |
| WAGO terminal                  | WAGO 745 Series                              |
| Solid conductor                | 0.2 ... 16 mm <sup>2</sup> / 24 ... 6 AWG    |
| Fine-stranded conductor        | 0.2 ... 16 mm <sup>2</sup> / 24 ... 6 AWG    |
| Strip length                   | 11 ... 12 mm / 0.43 ... 0.47 inch            |
| Connection type (2)            | Output                                       |
| Mating direction 2             | 45°  |
| Connection technology 2        | CAGE CLAMP®                                  |
| WAGO terminal 2                | WAGO 737 Series                              |
| Solid conductor (2)            | 0.08 ... 2.5 mm <sup>2</sup> / 28 ... 12 AWG |
| Strip length (2)               | 5 ... 6 mm / 0.2 ... 0.24 inch               |
| Note (conductor cross-section) | 12 AWG: THHN, THWN                           |

## Geometrical Data

|                                       |                   |
|---------------------------------------|-------------------|
| Width                                 | 21 mm / 0.81 inch |
| Height from upper-edge of DIN-35 rail | 62 mm / 2.44 inch |
| Depth                                 | 85 mm / 3.35 inch |

## Mechanical data

|                  |                  |
|------------------|------------------|
| Type of mounting | DIN-35 rail      |
| Housing design   | Mounting carrier |

## Material Data

|           |      |
|-----------|------|
| Fire load | 0 MJ |
| Weight    | 63   |

## Environmental Requirements

|   |                         |
|---|-------------------------|
| Surrounding air (operating) temperature | -20 ... 50 °C           |
| Relative humidity                       | ≤ 95% (no condensation) |

## Standards and specifications




|                          |                   |
|--------------------------|-------------------|
| Standards/specifications | cULus 61010-2-201 |
|--------------------------|-------------------|
















## Commercial data

















|                    |               |
|--------------------|---------------|
| Country of origin  | US            |
| GTIN               | 4055143379304 |
| Customs Tariff No. | 85369010000   |
















## Compatible products

### Marking accessories



|   |   |                      |
|---|---|----------------------|
|  | Item no.: 2009-115<br>WMB-Inline; for Smart Printer; on reel; stretchable 5 - 5.2 mm; plain; snap-on type         | 2009-115             |
|  | Item no.: 2009-115/000-002<br>WMB-Inline; for Smart Printer; on reel; stretchable 5 - 5.2 mm; plain; snap-on type | 2009-115<br>/000-002 |
|  | Item no.: 2009-115/000-006<br>WMB-Inline; for smartPRINTER; on reel; stretchable 5 - 5.2 mm; plain; snap-on type  | 2009-115<br>/000-006 |

|  |   |          |          |
|--|---|----------|----------|
|   | <b>Item no.: 2009-115/000-007</b><br>WMB-Inline; for Smart Printer; on reel; stretchable 5 - 5.2 mm; plain; snap-on type      | /000-007 | 2009-115 |
|   | <b>Item no.: 2009-115/000-012</b><br>WMB-Inline; for smartPRINTER; on reel; stretchable 5 - 5.2 mm; plain; snap-on type       | /000-012 | 2009-115 |
|   | <b>Item no.: 2009-115/000-017</b><br>WMB-Inline; for Smart Printer; on reel; stretchable 5 - 5.2 mm; plain; snap-on type      | /000-017 | 2009-115 |
|   | <b>Item no.: 2009-115/000-023</b><br>WMB-Inline; for Smart Printer; on reel; stretchable 5 - 5.2 mm; plain; snap-on type      | /000-023 | 2009-115 |
|   | <b>Item no.: 2009-115/000-024</b><br>WMB-Inline; for smartPRINTER; on reel; stretchable 5 - 5.2 mm; plain; snap-on type       | /000-024 | 2009-115 |
|    | <b>Item no.: 2009-145</b><br>Mini-WSB Inline; for Smart Printer; on reel; stretchable 5 - 5.2 mm; plain; snap-on type         |          | 2009-145 |
|    | <b>Item no.: 2009-145/000-002</b><br>Mini-WSB Inline; for Smart Printer; on reel; stretchable 5 - 5.2 mm; plain; snap-on type | /000-002 | 2009-145 |
|  | <b>Item no.: 2009-145/000-005</b><br>Mini-WSB Inline; for Smart Printer; on reel; stretchable 5 - 5.2 mm; plain; snap-on type | /000-005 | 2009-145 |
|  | <b>Item no.: 2009-145/000-006</b><br>Mini-WSB Inline; for Smart Printer; on reel; stretchable 5 - 5.2 mm; plain; snap-on type | /000-006 | 2009-145 |
|  | <b>Item no.: 2009-145/000-007</b><br>Mini-WSB Inline; for Smart Printer; on reel; stretchable 5 - 5.2 mm; plain; snap-on type | /000-007 | 2009-145 |
|  | <b>Item no.: 2009-145/000-012</b><br>Mini-WSB Inline; for Smart Printer; on reel; stretchable 5 - 5.2 mm; plain; snap-on type | /000-012 | 2009-145 |
|  | <b>Item no.: 2009-145/000-023</b><br>Mini-WSB Inline; for smartPRINTER; on reel; stretchable 5 - 5.2 mm; plain; snap-on type  | /000-023 | 2009-145 |
|  | <b>Item no.: 2009-145/000-024</b><br>Mini-WSB Inline; for Smart Printer; on reel; stretchable 5 - 5.2 mm; plain; snap-on type | /000-024 | 2009-145 |
|  | <b>Item no.: 210-831</b><br>Marking strips; on reel; 2.3 mm wide; plain; Self-adhesive  |          | 210-831  |
|  | <b>Item no.: 210-832</b><br>Marking strips; on reel; 3 mm wide; plain; Self-adhesive  |          | 210-832  |

















|  |  |          |         |
|--|--|----------|---------|
|    | <b>Item no.: 248-501</b><br>Miniature WSB Quick marking system; plain; Marker width 5 mm; 10 strips with 10 markers per card |          | 248-501 |
|    | <b>Item no.: 248-501/000-002</b><br>Mini-WSB marking card; as card; not stretchable; plain; snap-on type                     | /000-002 | 248-501 |
|    | <b>Item no.: 248-501/000-005</b><br>Mini-WSB marking card; as card; not stretchable; plain; snap-on type                     | /000-005 | 248-501 |
|    | <b>Item no.: 248-501/000-006</b><br>Mini-WSB marking card; as card; not stretchable; plain; snap-on type                     | /000-006 | 248-501 |
|    | <b>Item no.: 248-501/000-007</b><br>Mini-WSB marking card; as card; not stretchable; plain; snap-on type                     | /000-007 | 248-501 |
|    | <b>Item no.: 248-501/000-012</b><br>Mini-WSB marking card; as card; not stretchable; plain; snap-on type                     | /000-012 | 248-501 |
|    | <b>Item no.: 248-501/000-017</b><br>Mini-WSB marking card; as card; not stretchable; plain; snap-on type                     | /000-017 | 248-501 |
|  | <b>Item no.: 248-501/000-023</b><br>Mini-WSB marking card; as card; not stretchable; plain; snap-on type                     | /000-023 | 248-501 |
|  | <b>Item no.: 248-501/000-024</b><br>Mini-WSB marking card; as card; not stretchable; plain; snap-on type                     | /000-024 | 248-501 |
|  | <b>Item no.: 709-177</b><br>Marking strips; on reel; 7.5 mm wide; not stretchable; plain; snap-on type                       |          | 709-177 |
|  | <b>Item no.: 709-178</b><br>Marking strips; on reel; 7.5 mm wide; not stretchable; plain; snap-on type                       |          | 709-178 |
|  | <b>Item no.: 709-196</b><br>Marking strips; for laser printer  |          | 709-196 |
|  | <b>Item no.: 709-198</b><br>Marking strips   |          | 709-198 |
|  | <b>Item no.: 793-501</b><br>WMB marking card; as card; not stretchable; plain; snap-on type                                  |          | 793-501 |
|  | <b>Item no.: 793-501/000-002</b><br>WMB marking card; as card; not stretchable; plain; snap-on type                          | /000-002 | 793-501 |
|  | <b>Item no.: 793-501/000-005</b><br>WMB marking card; as card; not stretchable; plain; snap-on type                          | /000-005 | 793-501 |















|  |   |          |          |
|--|---|----------|----------|
|    | <b>Item no.: 793-501/000-006</b><br>WMB marking card; as card; not stretchable; plain; snap-on type   | /000-006 | 793-501  |
|    | <b>Item no.: 793-501/000-007</b><br>WMB marking card; as card; not stretchable; plain; snap-on type   | /000-007 | 793-501  |
|    | <b>Item no.: 793-501/000-012</b><br>WMB marking card; as card; not stretchable; plain; snap-on type   | /000-012 | 793-501  |
|    | <b>Item no.: 793-501/000-017</b><br>WMB marking card; as card; not stretchable; plain; snap-on type   | /000-017 | 793-501  |
|    | <b>Item no.: 793-501/000-023</b><br>WMB marking card; as card; not stretchable; plain; snap-on type   | /000-023 | 793-501  |
|    | <b>Item no.: 793-501/000-024</b><br>WMB marking card; as card; not stretchable; plain; snap-on type   | /000-024 | 793-501  |
|    | <b>Item no.: 793-5501</b><br>WMB marking card; as card; for terminal block width 5 - 17.5 mm; stretchable 5 - 5.2 mm; plain; snap-on type         |          | 793-5501 |
|  | <b>Item no.: 793-5501/000-002</b><br>WMB marking card; as card; for terminal block width 5 - 17.5 mm; stretchable 5 - 5.2 mm; plain; snap-on type | /000-002 | 793-5501 |
|  | <b>Item no.: 793-5501/000-005</b><br>WMB marking card; as card; stretchable 5 - 5.2 mm; plain; snap-on type                                       | /000-005 | 793-5501 |
|  | <b>Item no.: 793-5501/000-006</b><br>WMB marking card; as card; stretchable 5 - 5.2 mm; plain; snap-on type                                       | /000-006 | 793-5501 |
|  | <b>Item no.: 793-5501/000-007</b><br>WMB marking card; as card; stretchable 5 - 5.2 mm; plain; snap-on type                                       | /000-007 | 793-5501 |
|  | <b>Item no.: 793-5501/000-012</b><br>WMB marking card; as card; stretchable 5 - 5.2 mm; plain; snap-on type                                       | /000-012 | 793-5501 |
|  | <b>Item no.: 793-5501/000-017</b><br>WMB marking card; as card; stretchable 5 - 5.2 mm; plain; snap-on type                                       | /000-017 | 793-5501 |
|  | <b>Item no.: 793-5501/000-023</b><br>WMB marking card; as card; stretchable 5 - 5.2 mm; plain; snap-on type                                       | /000-023 | 793-5501 |
|  | <b>Item no.: 793-5501/000-024</b><br>WMB marking card; as card; stretchable 5 - 5.2 mm; plain; snap-on type                                       | /000-024 | 793-5501 |

## tools

|  |   |         |
|--|---|---------|
|  | <b>Item no.: 210-720</b><br>Operating tool with partially insulated shaft; Type 2, blade (3.5 x 0.5) mm | 210-720 |
|  | <b>Item no.: 210-721</b><br>Operating tool with partially insulated shaft; Type 3, blade (5.5 x 0.8) mm | 210-721 |

## ferrule

|  |  |         |
|--|--|---------|
|    | <b>Item no.: 216-201</b><br>Ferrule; Sleeve for 0.5 mm <sup>2</sup> / 20 AWG; insulated; electro-tin plated  | 216-201 |
|    | <b>Item no.: 216-202</b><br>Ferrule; Sleeve for 0.75 mm <sup>2</sup> / 18 AWG; insulated; electro-tin plated   | 216-202 |
|    | <b>Item no.: 216-203</b><br>Ferrule; Sleeve for 1 mm <sup>2</sup> / AWG 18; insulated; electro-tin plated  | 216-203 |
|    | <b>Item no.: 216-204</b><br>Ferrule; Sleeve for 1.5 mm <sup>2</sup> / AWG 16; insulated; electro-tin plated  | 216-204 |
|    | <b>Item no.: 216-205</b><br>Ferrule; Sleeve for 2.08 mm <sup>2</sup> / AWG 14; insulated; electro-tin plated   | 216-205 |
|    | <b>Item no.: 216-206</b><br>Ferrule; Sleeve for 2.5 mm <sup>2</sup> / AWG 14; insulated; electro-tin plated  | 216-206 |
|   | <b>Item no.: 216-207</b><br>Ferrule; Sleeve for 4 mm <sup>2</sup> / AWG 12; insulated; electro-tin plated  | 216-207 |
|  | <b>Item no.: 216-208</b><br>Ferrule; Sleeve for 6 mm <sup>2</sup> / AWG 10; insulated; electro-tin plated; electrolytic copper; gastight crimped; acc. to DIN 46228, Part 4/09.90    | 216-208 |
|  | <b>Item no.: 216-209</b><br>Ferrule; Sleeve for 10 mm <sup>2</sup> / AWG 8; insulated; electro-tin plated  | 216-209 |
|  | <b>Item no.: 216-221</b><br>Ferrule; Sleeve for 0.5 mm <sup>2</sup> / 20 AWG; insulated; electro-tin plated  | 216-221 |
|  | <b>Item no.: 216-222</b><br>Ferrule; Sleeve for 0.75 mm <sup>2</sup> / 18 AWG; insulated; electro-tin plated   | 216-222 |
|  | <b>Item no.: 216-223</b><br>Ferrule; Sleeve for 1 mm <sup>2</sup> / AWG 18; insulated; electro-tin plated  | 216-223 |
|  | <b>Item no.: 216-224</b><br>Ferrule; Sleeve for 1.5 mm <sup>2</sup> / AWG 16; insulated; electro-tin plated  | 216-224 |
|  | <b>Item no.: 216-241</b><br>Ferrule; Sleeve for 0.5 mm <sup>2</sup> / 20 AWG; insulated; electro-tin plated; electrolytic copper; gastight crimped; acc. to DIN 46228, Part 4/09.90  | 216-241 |
|  | <b>Item no.: 216-242</b><br>Ferrule; Sleeve for 0.75 mm <sup>2</sup> / 18 AWG; insulated; electro-tin plated; electrolytic copper; gastight crimped; acc. to DIN 46228, Part 4/09.90 | 216-242 |
|  | <b>Item no.: 216-243</b><br>Ferrule; Sleeve for 1 mm <sup>2</sup> / AWG 18; insulated; electro-tin plated; electrolytic copper; gastight crimped; acc. to DIN 46228, Part 4/09.90    | 216-243 |
|  | <b>Item no.: 216-244</b>   |         |

|   |  |         |
|---|--|---------|
|    | Ferrule; Sleeve for 1.5 mm <sup>2</sup> / AWG 16; insulated; electro-tin plated; electrolytic copper; gastight crimped; acc. to DIN 46228, Part 4/09.90  | 216-244 |
|   | <b>Item no.: 216-246</b>   |         |
|    | Ferrule; Sleeve for 2.5 mm <sup>2</sup> / AWG 14; insulated; electro-tin plated; electrolytic copper; gastight crimped; acc. to DIN 46228, Part 4/09.90  | 216-246 |
|   | <b>Item no.: 216-262</b>   |         |
|    | Ferrule; Sleeve for 0.75 mm <sup>2</sup> / 18 AWG; insulated; electro-tin plated; electrolytic copper; gastight crimped; acc. to DIN 46228, Part 4/09.90 | 216-262 |
|   | <b>Item no.: 216-263</b>   |         |
|    | Ferrule; Sleeve for 1 mm <sup>2</sup> / AWG 18; insulated; electro-tin plated; electrolytic copper; gastight crimped; acc. to DIN 46228, Part 4/09.90    | 216-263 |
|   | <b>Item no.: 216-264</b>   |         |
|    | Ferrule; Sleeve for 1.5 mm <sup>2</sup> / AWG 16; insulated; electro-tin plated; electrolytic copper; gastight crimped; acc. to DIN 46228, Part 4/09.90  | 216-264 |
|   | <b>Item no.: 216-266</b>   |         |
|    | Ferrule; Sleeve for 2.5 mm <sup>2</sup> / AWG 14; insulated; electro-tin plated; electrolytic copper; gastight crimped; acc. to DIN 46228, Part 4/09.90  | 216-266 |
|   | <b>Item no.: 216-267</b>   |         |
|    | Ferrule; Sleeve for 4 mm <sup>2</sup> / AWG 12; insulated; electro-tin plated; electrolytic copper; gastight crimped; acc. to DIN 46228, Part 4/09.90    | 216-267 |
|   | <b>Item no.: 216-284</b>   |         |
|    | Ferrule; Sleeve for 1.5 mm <sup>2</sup> / AWG 16; insulated; electro-tin plated; electrolytic copper; gastight crimped; acc. to DIN 46228, Part 4/09.90  | 216-284 |
|   | <b>Item no.: 216-286</b>   |         |
|   | Ferrule; Sleeve for 2.5 mm <sup>2</sup> / AWG 14; insulated; electro-tin plated; electrolytic copper; gastight crimped; acc. to DIN 46228, Part 4/09.90  | 216-286 |
|   | <b>Item no.: 216-287</b>   |         |
|  | Ferrule; Sleeve for 4 mm <sup>2</sup> / AWG 12; insulated; electro-tin plated; electrolytic copper; gastight crimped; acc. to DIN 46228, Part 4/09.90    | 216-287 |
|   | <b>Item no.: 216-288</b>   |         |
|  | Ferrule; Sleeve for 6 mm <sup>2</sup> / AWG 10; insulated; electro-tin plated; electrolytic copper; gastight crimped; acc. to DIN 46228, Part 4/09.90    | 216-288 |
|   | <b>Item no.: 216-289</b>   |         |
|  | Ferrule; Sleeve for 10 mm <sup>2</sup> / AWG 8; insulated; electro-tin plated; electrolytic copper; gastight crimped; acc. to DIN 46228, Part 4/09.90    | 216-289 |
|   | <b>Item no.: 216-301</b>   |         |
|   | Ferrule; Sleeve for 0.25 mm <sup>2</sup> / AWG 24; insulated; electro-tin plated   | 216-301 |
|   | <b>Item no.: 216-302</b>   |         |
|  | Ferrule; Sleeve for 0.34 mm <sup>2</sup> / 22 AWG; insulated; electro-tin plated   | 216-302 |
|   | <b>Item no.: 216-321</b>   |         |
|   | Ferrule; Sleeve for 0.25 mm <sup>2</sup> / AWG 24; insulated; electro-tin plated   | 216-321 |
|   | <b>Item no.: 216-322</b>   |         |
|  | Ferrule; Sleeve for 0.34 mm <sup>2</sup> / 22 AWG; insulated; electro-tin plated   | 216-322 |

## Downloads

## Documentation

## Bid Text





|  |  |         |          |
|--|--|---------|----------|
| 830-800/000-303                          |  | doc     | Download |
| Interface-Bausteine mit Sonderfunktionen |  | 25.6 kB |          |

---

**Additional Information**

|  |         |          |          |
|--|---------|----------|----------|
| Disposal; Electrical and electronic equipment, Packaging | V 1.0.0 | pdf      | Download |
|  |         | 265.8 kB |          |

---

**CAD/CAE - Smart Data**

**CAD data**

|                             |  |     |          |
|-----------------------------|--|-----|----------|
| 3D Download 830-800/000-303 |  | URL | Download |
|-----------------------------|--|-----|----------|

---

Subject to changes.

---